



# ITA\_System Configuration/ Environment Construction Guide

Cobbler-driver

— Version 1.3 —

## Disclaimer

All the contents of this document are protected by copyright owned by NEC Corporation.

Unauthorized reproduction or copying of all or part of the contents of this document is prohibited.

The contents of this document are subject to change without prior notice in the future.

NEC Corporation is not responsible for any technical or editorial errors or omissions in this document.

NEC Corporation do not guarantee accuracy, usability, certainty of the content in this document.

## Trademark

- Linux is registered trademark or trademark of Linus Torvalds, registered in the U.S. and other countries.
- Red Hat is registered trademark or trademark of Red Hat, Inc., registered in the U.S. and other countries.
- Apache, Apache Tomcat, Tomcat are registered trademarks or trademarks of Apache Software Foundation.
- Oracle and MySQL are registered trademarks of Oracle Corporation and its subsidiaries and affiliates in the United States and other countries.
- MariaDB is a registered trademark or trademark of the MariaDB Foundation.

The names of other systems, company name and products mentioned in this document are registered trademarks or trademarks of their respective companies.

The ® mark and TM mark is not specified in this document.

※「Exastro IT Automation」is written as「ITA」in this document.

## Table of contents

---

Introduction .....	3
1 Function.....	4
2 System configuration.....	5
2.1 General configuration.....	5
2.2 All-in-One type configuration .....	6
2.2.1 Notes when operating ITA system and Cobbler system on the same server .....	7
3 System requirements .....	8
4 Prepare shared directory between Cobbler driver (ITA side) and Cobbler driver (Cobbler side).....	9

## Introduction

---

This document explains the system configuration and environment construction for operating Cobbler as an optional function (referred to as Cobbler driver hereafter) in ITA.

To use the ITA Cobbler driver, it is assumed that the basic ITA functions have been constructed. Please refer to "System Configuration/Environment Construction Guide - Basics" for constructing ITA basic function.

# 1 Function

---

Cobbler driver provides the following function.

**Table 1 Function name**

No	Function name	Use	WEB Content	BackYard Content
1	Cobbler driver (ITA side)	Configure the network installation of server from ITA	⊙	⊙
2	Cobbler driver (Cobbler side)	Interface that relays between ITA and Cobbler	—	⊙

## 2 System configuration

### 2.1 General configuration

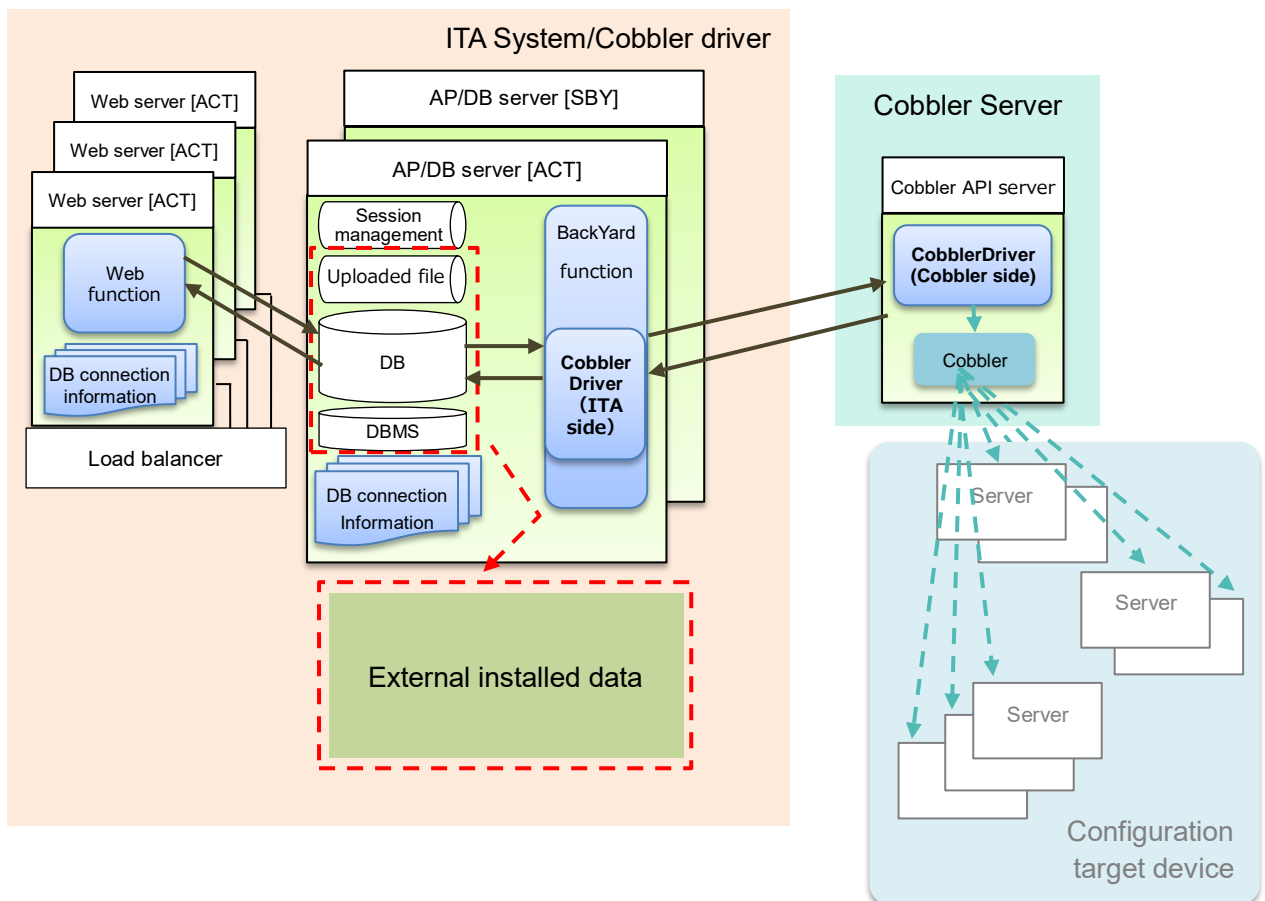
The system configuration of Cobble driver is same as the ITA system.

Cobble driver is considered to be configured in a dedicated Cobble server separated from the ITA server.

(Consolidating the construction into one server is also possible)

This figure shows a configuration that Cobble server is added to the balanced HA type, which is the recommended configuration for the ITA system.

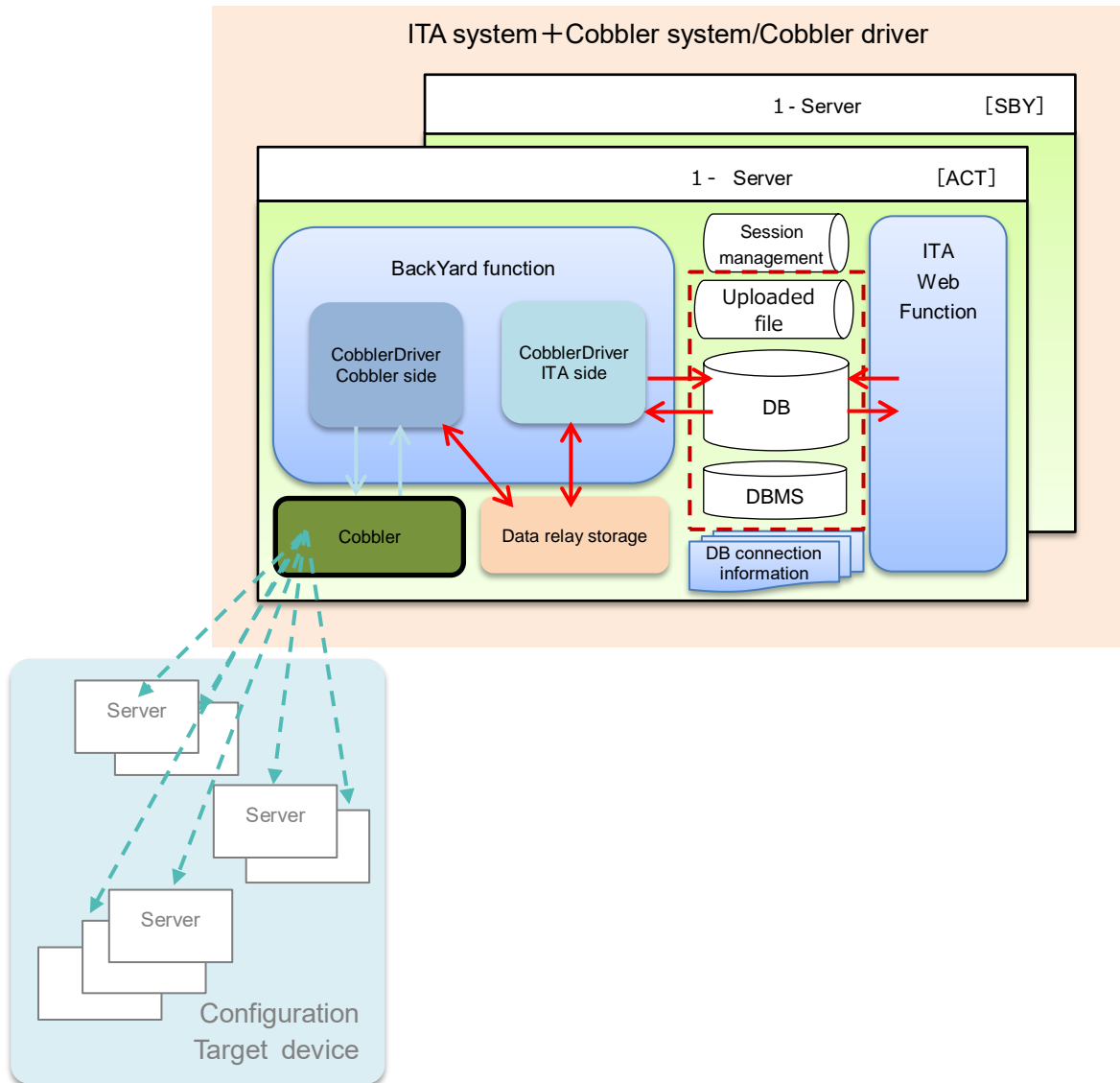
※ The figure here is a omitted version. Please refer to "System Configuration/Environment Construction Guide - Basics" for details.



## 2.2 All-in-One type configuration

The figure below shows the configuration when ITA system and Cobbler system is in the same server.

※ The figure here is a omitted version. Please refer to "System Configuration/Environment Construction Guide - Basics" for details.



## 2.2.1 Notes when operating ITA system and Cobbler system on the same server

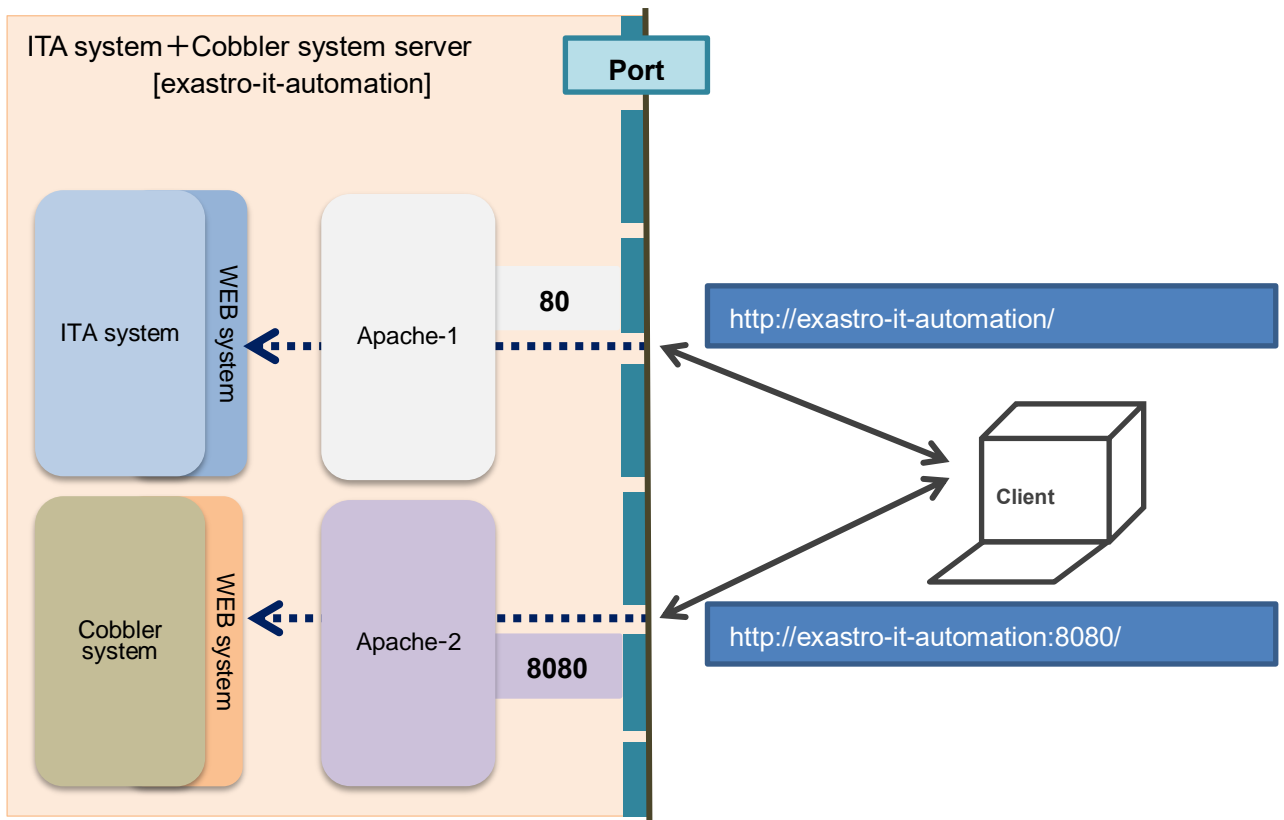
When using CobblerWeb, the server in which both the ITA system and the Cobbler system are installed must have separate http server Listen ports for the ITA Web system and CobblerWeb to work without conflict.

The following describes the notes when installing 2 Apache as http servers.

In the case of placing 2 Apache in different directory, both of the executable file (httpd) will be placed in /etc/init.d during installation. At that time, in order to prevent the executable file from being overwritten in the subsequent installation, change the name of executable file that has already been installed in the first installation is necessary.

Also, please set the httpd.conf and the associated setting file to avoid duplication of ports.

When opening the Web page whose port is not the default port, users can access the page by adding :(port number) after the server name like "http://exastro-it-automation:8080/webdbcore/~~".



\* The case above is for HTTP access



### 3 System requirements

---

Since Cobbler driver (ITA side) is based on system requirements of ITA system, please refer to "System Configuration/Environment Construction Guide - Basics".

This section describes the requirements for Cobbler driver (Cobbler side).

**Table 3 Cobbler driver (Cobbler side) system requirement**

Package	Version
Cobbler	2.6 or higher
Apache*	2.2 series / 2.4 series

\* Most of the time, Apache is installed during Cobbler installation

## 4 Prepare shared directory between Cobbler driver (ITA side) and Cobbler driver (Cobbler side)

---

Please prepare a shared directory which both Cobbler driver (ITA side) and Cobbler driver (Cobbler side) can refer to.

After installing Cobbler driver (ITA side) and Cobbler driver (Cobbler side), it is required to register the shared directory to ITA system. Please refer to "Interface information" in "User instruction manual - Cobbler-driver" then perform the registration.

However, if the ITA system and the Cobbler system are operated on the same server, any directory that is not mounted as the share directory can be used.